

SCREENPRODUCTS

SCREENING MEDIA - BROCHURE



INDEX

- ABOUT US
- MOBILE SCREENS – SCREEN CLOTH
- SCREEN ACCESSORIES:
 - Capping / Nosing: Rubber / Pu
 - Clamping Plates / PU Coated
 - Clamp / Tension Bolts
 - J-Bolts
- EAZIFLOW SCREENS / FLEX-MATS
- APERTURE VERSE WIRE THICKNESS
- POLYURETHANE PRODUCTS & RUBBER MATS
- BEATER BARS
- GET IN TOUCH



ABOUT US :

BUILT FOR PRODUCTION. ENGINEERED FOR TONNAGE.

At **ScreenProducts**, we understand one simple reality: If your screens underperform, your plant underperforms. With over 50 years of hands-on screening expertise, we deliver high-performance screening media engineered to withstand the demanding conditions of mining operations, quarries, and large-scale aggregate environments.

We optimise the variables that matter:

- Stratification
- G-Force
- Bed Depth
- Stroke
- Aperture Performance
- Wire Selection
- Less blinding
- Less pegging
- More throughput
- Longer wear life



At ScreenProducts, we sell HOLES – for production efficiency.

Our Range Includes:

- ✓ Woven Wire Screens – built for impact and durability
- ✓ Flex Mats / Eazi Flow – 90 Shore polyurethane, maximum open area
- ✓ 8.8 High Tensile Accessories – built to hold under load
- ✓ Custom deck configurations
- ✓ On-site surveys & installation support

When uptime matters, and tonnage targets are non-negotiable, ScreenProducts delivers.

For a comprehensive explanation of Screening please visit our website and click on “THE THEORY OF SCREENING”

WOVEN WIRE SCREENS

ScreenProducts is one of the few companies offering a comprehensive range of screening media and related accessories under one roof. Beyond product supply, we provide on-site technical support and practical problem-solving to optimise performance and ensure you achieve maximum screening efficiency..

WEAVES AVAILABLE


Aperture-to-wire ratio will determine which weave is used as standard in most cases.

1. Plain
2. Intermediate
3. Lock Crimp
4. Flat Top – Square & Slotted
5. Slotted – Single / Double / Triple Shute
6. Harp - Square & Tri
7. Heavy Duty Welded Screen
8. Customised to suit your application


MATERIALS AVAILABLE

Minerals being screened and any contaminants will determine what material is most suitable

1. High Carbon Spring Steel
2. Stainless Steel 304
3. Stainless Steel 316
4. Any other material on request



HARP



FLATTOP



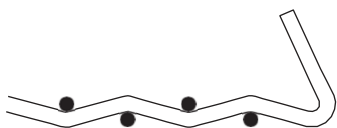
SLOTTED



PLAIN

HOOK TYPES AVAILABLE

Generally, the specification will determine the type of hook used.



Plain 45°



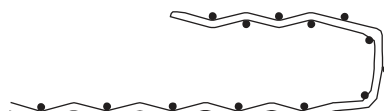
45° Metal Edge



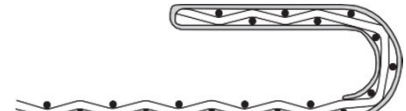
Double Fold Metal Edge



C-Shape Weld On



Plain C-Shape



C-Shape Metal Edge

MOBILE SCREENS – SCREENCLOTH

ScreenProducts maintains an extensive mobile screening database covering virtually all mobile screen cloth requirements in accordance with OEM specifications.

Our database includes detailed configuration data across leading mobile screening brands and models, ensuring:

- accurate fitment,
- correct tensioning systems, and
- optimal aperture selection for your specific unit.

This allows us to:

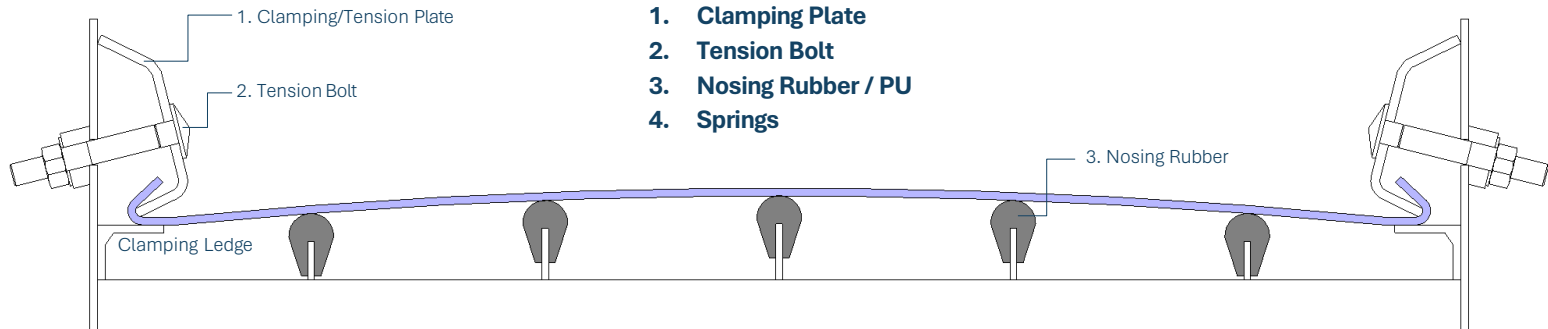
- Match exact OEM dimensions and hook configurations.
- Confirm correct wire diameter and aperture combinations.
- Ensure compatibility with deck angle, stroke, and vibration parameters.
- Minimise installation time and eliminate costly fitment errors.
- Maintain optimal open area and screening efficiency.

All we require is the make and model of your mobile screening unit, and we will provide a quotation for screen media specifically engineered to suit your machine and application. Precision fit. Maximum performance. Reduced downtime.



SCREEN ACCESSORIES :

The following screening accessories are vital to your screening process. To maximise screen-cloth life we recommend you replace any of the listed items immediately if showing any signs of wear or damage :



(Correct screen hook dimension determined by side plate measurement no less than 20mm each side)


CAPPING / NOSING RUBBER

Available in short leg and long leg, supplied in 30m rolls, used as a buffer between your screen and stringer frame (camber bars)



CAPPING / NOSING POLYURETHANE

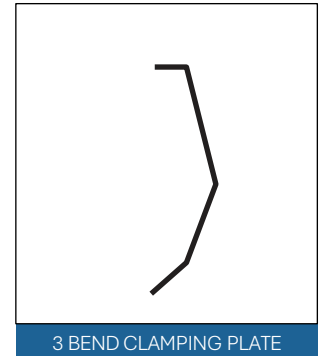
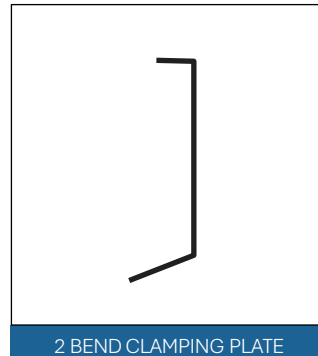
ScreenProducts offers capping/nosing in Polyurethane. This material is more robust and wears slower than rubber in screening applications. Available in 1m / 1,2m lengths.



CLAMPING PLATES

Supplied in 2 bend or 3 bend depending on the vibrating screen make, either with holes or without.

For hole detail, ScreenProducts can send a drawing to be completed in order to ensure holes are punched in the correct sequence.



CLAMPING PLATES : POLYURETHANE - COATED METAL

The polyurethane coating provides excellent wear resistance and durability, protecting both the clamping plate and the surfaces it contacts.

This coating also adds a cushioning effect, which helps prevent damage or binding to delicate workpieces during clamping. Additionally, polyurethane has a high resistance to oils, chemicals, and abrasion, extending the lifespan of the plate and ensuring consistent performance in demanding environments.

Its non-marking and noise-dampening properties further enhance safety and efficiency in the workplace.



CLAMP / TENSION BOLT

Available in M20, 140, 160 and 200 long. Manufactured from 8.8 high-tensile material.

COMPLETE BOLT ASSEMBLY INCLUDES:


- Cup Square Bolt,
- Dome Washer,
- Plain Washer,
- Hex Nut,



ALL PARTS ARE ALSO SOLD SEPARATELY.

COMPLETE BOLT ASSEMBLY

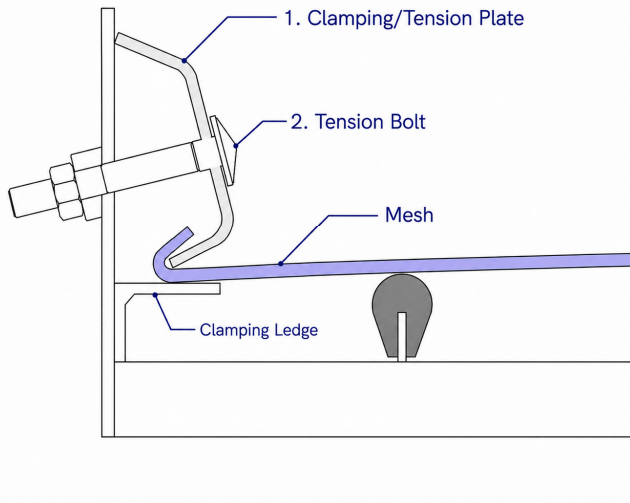
ASSEMBLY - WITHOUT SPRING




ASSEMBLY - WITH SPRING



COMPLETE BOLT ASSEMBLY – HAMMERHEAD



DOM WASHERS



HOOK - BOLT

Hook Bolts are used to securely fasten and maintain tension on screening media within side-tensioned deck systems.

Manufactured in 8.8 High Tensile grade, the threaded end accommodates a nut and washer, while the hooked end engages into the screen frame or support channel.

When tightened, the bolt applies a firm clamping force to keep the screen properly tensioned and stable under vibration.

Hook Bolts help reduce movement, prevent lifting, and extend screen life by maintaining consistent performance and alignment.




EAZIFLOW SCREENS / FLEX-MATS

SELF-CLEANING & HIGH EFFICIENCY SCREENS

ScreenProducts manufactures and supplies self-cleaning screens known as Eazi Flow Screens, or more commonly known as Flex-Mats.

The advantage of Eazi Flow Screens is the use of Polyurethane binding wear bands as opposed to traditional wire harp screens that use thin wire to bind the screen.

TRADITIONAL HARP SCREEN



Once these binding wires wear the entire screen falls apart often prematurely.




TYPICAL EAZIFLOW SCREEN / FLEX MAT



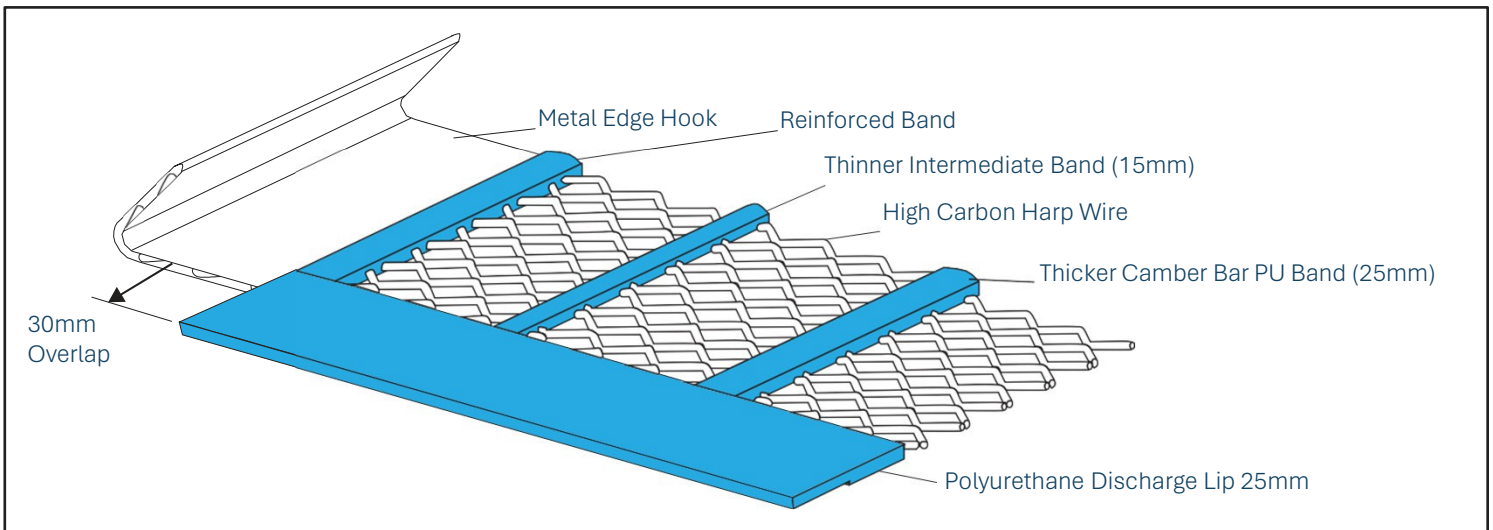
Polyurethane wear bands are far more abrasive resistant and much stronger than wire in a screening application.

ADVANTAGES OF USING EAZIFLOW SCREENS / FLEX-MATS:

- Large open area
- Reduced pegging and blinding
- High wear and abrasion resistance
- Good performance with wet screening
- High screening efficiency



TYPICAL EAZIFLOW / FLOW-MAT DETAIL



MAXIMISING EAZIFLOW SCREEN PERFORMANCE

A key factor in the screening performance of the EaziFlow system is the precise positioning of the camber bar and wear bands. For maximum effectiveness, the main polyurethane (PU) wear bands should be aligned directly above the camber bars. Proper placement not only improves screening efficiency but also significantly extends the lifespan of your EaziFlow screens.

ScreenProducts has conducted extensive testing to determine the optimal spacing between the PU wear bands and the camber bars. These intermediate bands are positioned based on careful calculations of the aperture-to-wire ratio, ensuring a lively screen action and delivering the best possible combination of efficiency and durability.

Our research has shown that the most effective setup involves casting the camber bar PU bands at 25mm and the intermediate PU bands at 15mm. This configuration increases the open area, leading to significantly improved screening performance. Additionally, we've identified a common point of premature wear near the hook edge, adjacent to the metal frame. To address this, we now cast reinforced PU bands along the hook edges to enhance durability and reduce early failure.


DIFFERENT WEAR TYPES INCLUDE :

Depending on the aperture required, we can supply EaziFlow Screens in 2 Main Weave Types:

- **SQUARE HARP WEAVE:** Available from 2mm Aperture (and above)
- **TRI HARP WEAVE:** Available from 1.1mm Aperture (and above)



TYPICAL SQUARE HARP WEAVE



TYPICAL TRI HARP WEAVE



APERTURE VERSUS WIRE THICKNESS

A common issue in screening is the selection of wires that are too thick for the aperture size.

Screening is fundamentally about efficiency, and that efficiency is largely driven by open area.

The more holes present in the screen, the greater the chance that material will pass through quickly, reducing sliding abrasion across the screen surface.

Screen life is often mistaken for screening efficiency. Many users prioritise longevity and therefore choose the thickest wire available. While this may extend screen life, it also significantly reduces the number of apertures, limiting the open area. As a result, material stays on the screen longer, increasing wear rather than throughput.

Ultimately, the choice comes down to priorities: extended screen life or higher plant efficiency. Greater efficiency leads to higher tonnages being processed in less time.

The table below outlines the recommended aperture-to-wire ratios for square apertures based on feed size and material density (kg/m^3)

A. HEAVY:	1901 to 2250 kg per cubic meter. Heavy ores: High abrasives
B. MEDIUM HEAVY:	1601 to 1900 kg per cubic meter. Moderate ores: Moderate abrasives
C. MEDIUM:	1201 to 1600 kg per cubic meter. Moderate abrasives, limestone, gravel 801 to
D. LIGHT:	1200 kg per cubic meter. Coal, non-abrasives

APERTURE	A HEAVY		B MEDIUM HEAVY		C MEDIUM		D LIGHT		FEED SIZE		
	WIRE	Oa%	WIRE	Oa%	WIRE	Oa%	WIRE	Oa%	1	2	3
100	20	69	16	74	12.5	79	11.2	81	180	215	250
90	16	72	12.5	77	11.2	79	10.0	81	150	190	230
76	16	68	12.5	74	11.2	76	10.0	78	150	190	230
70	12.5	72	11.2	74	10.0	77	9.0	79	125	165	200
65	12.5	70	11.2	73	10.0	75	10.0	75	125	165	200
56	12.5	67	10.0	72	9.0	74	8.0	77	125	165	200
50	12.5	64	10.0	69	9.0	72	8.0	74	125	165	200
48	11.2	66	9.0	71	8.0	73	7.1	76	115	140	180
44	11.2	64	9.0	69	8.0	72	7.1	74	115	140	180
42	11.2	62	9.0	68	8.0	71	6.0	77	115	140	180
38	10.0	63	8.0	68	7.1	71	6.0	75	100	125	150
36	10.0	61	8.0	67	6.0	73	5.6	75	100	125	150
32	10.0	58	8.0	64	6.0	71	5.0	75	100	125	150
28	9.0	57	7.1	64	6.0	68	5.0	72	90	115	130
25	8.0	57	6.0	65	5.6	67	5.0	69	90	115	130
22	7.5	56	5.6	64	5.0	66	4.5	69	75	95	115
19	7.1	53	5.6	60	4.5	65	4.0	68	75	95	115
16	6.0	53	5.0	58	4.5	61	3.6	67	65	80	95
14	5.0	54	4.5	57	4.0	60	3.15	67	65	80	95
12	5.0	50	4.5	53	3.6	60	2.8	66	50	65	75
11	4.5	50	4.0	54	3.15	60	2.8	64	50	65	75
10	4.0	51	3.6	54	3.15	58	2.5	64	38	50	65
8	3.6	48	3.15	51	2.8	55	2.0	64	38	50	65
6	3.15	43	2.8	46	2.5	50	1.8	59	25	38	50
5	2.5	44	2.0	51	1.6	57	1.2	65	19	25	38
3	2.0	36	1.8	39	1.4	46	1.0	56	16	19	25
2	1.25	38	1.0	44	0.9	48	0.71	54	12	16	19
1.6	1.0	38	0.9	41	0.8	44			10	12	16
1.4	0.9	37	0.8	40	0.71	44			8	10	12
1.25	0.8	37	0.71	41					6	8	10

Wire sizes listed above are suitable for feed sizes in column 1. When the feed size exceeds column 1, but not column 2 use the next larger wire (if available). When it exceeds column 2 but not column 3, increase wire diameter 2 sizes (if available). When column 3 is exceeded, a relief deck is recommended to increase life of wire.

NOTE: We suggest that once you have installed new screens, allow the deck to run empty for 5 minutes, stop the machine, re-tighten tensioning bolts, and ensure there is nosing rubber on camber bars at all times to avoid premature failure of screens.

POLYURETHANE PRODUCTS

Polyurethane panels offer a cost-effective and high-performance solution for modern screening needs.


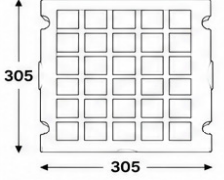





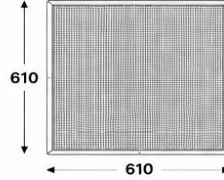





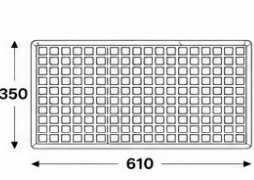




Key Features are :

- **DURABILITY:** Highly resistant to abrasion, impact, and corrosion.
- **FLEXIBILITY:** Offers elasticity that reduces clogging and improves screen efficiency.
- **LIGHTWEIGHT:** Easier to handle and install compared to metal screens.
- **NOISE REDUCTION:** Due to polyurethane's sound-dampening properties













ACCESSORIES

<p>PINS AND SLEEVES</p>  <p> Pins and sleeves provide a secure fastening solution for connecting panels and components.</p>	<p>SIDE LINERS</p>  <p> Side liners help protect the sides of the screen box, reducing wear and extending equipment life.</p>
<p>BRACKETS AND WEDGES</p>  <p> Brackets and wedges ensure proper panel positioning and provide secure support.</p>	<p>CLIP RAILS</p>  <p> Clip rails hold panels firmly in place, allowing for quick installation and easy replacement.</p>

PANEL SIZES

<p>305 x 305</p>   <p> Durable Construction</p> <p> High Open Area for Efficiency</p> <p> Secure Fit Design</p> <p> Easy to Install and Maintain</p>	<p>610 x 610</p>   <p> Durable Construction</p> <p> High Open Area for Efficiency</p> <p> Secure Fit Design</p> <p> Easy to Install and Maintain</p>	<p>350 x 610</p>   <p> Durable Construction</p> <p> High Open Area for Efficiency</p> <p> Secure Fit Design</p> <p> Easy to Install and Maintain</p>
--	---	---

PANEL APERTURES

<p>SQUARE</p>  <p> Square apertures provide high open area for maximum screening efficiency.</p>	<p>NON BLINDING</p>  <p> Non-blinding apertures prevent material from blinding the surface for consistent performance.</p>	<p>SMALL SLOTTED</p>  <p> Small slotted apertures are ideal for precise sizing and high separation accuracy.</p>	<p>LARGE SLOT</p>  <p> Large slot apertures allow increased material flow and reduced clogging.</p>
<p> BUILT TO LAST Manufactured from high quality, wear-resistant materials.</p>	<p> HIGH PERFORMANCE Engineered for maximum screening efficiency and optimal material flow.</p>	<p> SECURE & RELIABLE Designed for a secure fit to minimize movement and maximize uptime.</p>	<p> EASY MAINTENANCE Quick and easy to install, remove and clean for reduced downtime.</p>

POLY WEDGE PANELS, POLY WIRE PANELS & POLY PERF PANELS

Available in all the same panel sizes as our PU panels in many aperture types and in a variety of fixing methods.

POLYURETHANE PANEL OPTIONS

POLY WEDGE 610 X 610




- Wedge design for secure fit and increased stability.
- High open area for efficient screening performance.
- Durable polyurethane for long-lasting wear resistance.

POLY WIRE 305 X 610




- Wire reinforcement for enhanced strength and durability.
- Designed for high screening accuracy and throughput.
- Polyurethane frame for superior wear and impact resistance.

POLY PERF 305 X 610



- Perforated design for precise material classification.
- High open area maximizes screening efficiency.
- Polyurethane construction for extended service life.

POLY PERF 610 X 610



- Perforated design for accurate material separation.
- High open area for superior screening performance.
- Robust polyurethane frame for maximum durability.

POLY WEDGE L SHAPE 305 X 305



- L-shape wedge for secure side support and stability.
- High open area for efficient material flow.
- Durable polyurethane for long-lasting performance.

HIGH-FREQUENCY MATS

HFM are designed to allow screening with very small apertures manufactured from Polyurethane utilized in fine screening applications and fit most Derrick Screens.

HIGH FREQUENCY MATS

HF PU MODULAR MATS



HF RUBBER MATS




WIRE COMBINATION MATS



POLYURETHANE & RUBBER MATS

Our PU & Rubber Mats are manufactured to suite each client's specific requirements, manufactured in either Polyurethane or rubber with hook edges or bolt down. Many aperture types available.



BEATER BARS

Beater bars play a crucial role in preventing screens from blinding or pegging in various material screening processes.

Blinding occurs when fine, sticky, or moist materials clog screen openings, reducing efficiency.

Pegging happens when larger particles lodge in screen holes, disrupting proper classification.

Beater bars help reduce these issues by agitating the screen surface, dislodging trapped material, and ensuring continuous flow. They create vibrations or impact forces that break up clumps and keep the screen mesh clear.

This is particularly beneficial in industries like mining (on both mobile and static screens), aggregate processing, and recycling, where maintaining optimal screening performance is essential for productivity.

ScreenProducts manufactures Beater Bars that can connect and fit any desired length.

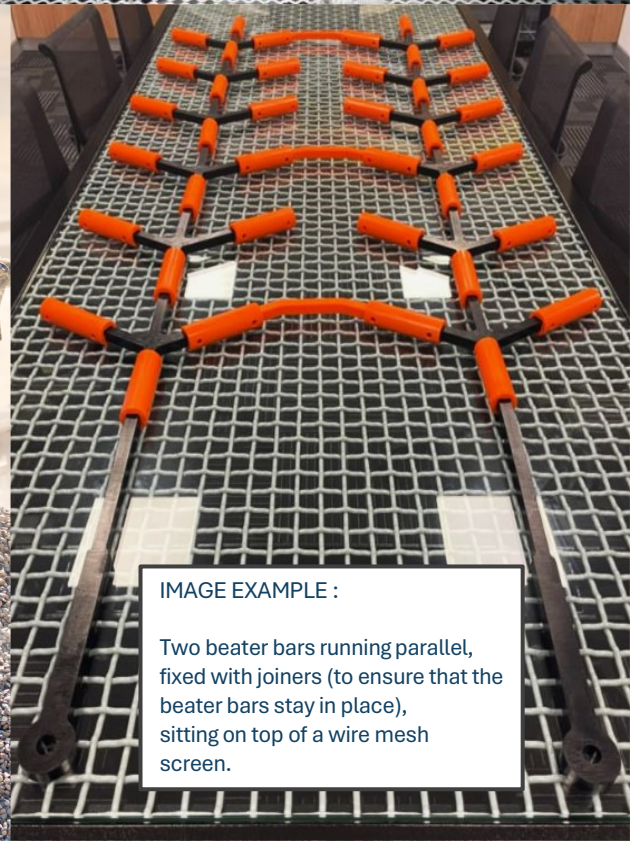



IMAGE EXAMPLE :

Two beater bars running parallel, fixed with joiners (to ensure that the beater bars stay in place), sitting on top of a wire mesh screen.

GET IN TOUCH :

DERRICK COCHRANE – OPERATIONS DIRECTOR

Cell: 063 516 8720

derrick@screenproducts.co.za

JASON KINNEAR – TECHNICAL DIRECTOR

Cell: 082 306 5964

jason@screenproducts.co.za

